

The **technology** you desire;  
The **expertise** you require.



The Commercial Registry provides a full list of International financial services that include the registration of the following:

**Foundations    Cooperative Societies    Trade Unions    Companies**

\* International Business Company IBC \* Anguilla Business Company ABC \*

\* Limited Liability Company LLC \* Limited Partnership LP \*

\* Intellectual Property \* Trademarks \* Patents \* Copyrights \* Industrial Design \*

The Government of Anguilla Commercial Registry  
The Secretariat, P.O. Box 60, The Valley, Anguilla, BWI AI-2640

Tel: +1 264-497-3881 | Fax: +1 264-497-8053 | [www.commercialregistry.ai](http://www.commercialregistry.ai)



# ANGUILLA COMMERCIAL REGISTRY

## REGISTRATIONS

Incorporations for the period ending December 31, 2015 totaled (285) representing a 40% decrease in comparison to the total incorporations for the same period in 2014 (660) **(Table 4)** bringing the total incorporations to date to (3826) **(Table 5)**.

For the period ending December 31, 2015 onshore agents incorporations totaled (254), of which International Business Company IBC (226), company act company CAC (16), Continued in International Business Company IBC CONIBC (2), Continued in company act company CONCAC (1), Limited Liability Company LLC (8), were registered for the period **(Table 6)**.

Offshore agents Incorporations for the period totaled (31), of which International Business Company IBC totaled (29), limited liability company LLC totaled (1), Foundations totaled (1) were registered for the period **(Table 7)**.

Strike off action for the period ending December 31, 2015 totaled (53), of which International Business Company IBC (43), company act company CAC (2), departures (7), limited liability company LLC (1) cancelation for the period in review bringing the YTD total (3099) **(Table 8)**

Revivals and Restorations for the period ending December 31, 2015 totaled (31), of which Company act company CAC (1) revived, International Business Company IBC (30) restored, limited liability company LLC (2) revived bringing the YTD total (307) **(Table 9)**.

The Intellectual Property registrations for the period ending December 31, 2015 totaled (13) of which Trademark local marks (11) were registered bringing the YTD total to (153). Trademark UK marks (1) were registered bringing the YTD total to (2). Patents registrations for the month totaled (1) bringing the YTD total to (8). A graphic representation can be found below **(Figure 10)**.

## TRAVEL

No travel was carried out by commercial Registry staff for the month in review.



# ANGUILLA COMMERCIAL REGISTRY

## The Economic Picture and Outlook:

### REVENUE

Total revenue earned for the period December 31, 2015 was \$1,160,595.41 bringing the total revenue YTD \$11,791,725.40 (**Table 1**).

The Registry's December 2015 revenue of \$1,160,595.41 was earned from annual fees, \$956,284.84 or 83%, company registrations & docs \$48,783.93 or 4%, any other documents \$130,822.07 or 11%, trademarks \$20,269.04 or 2%, patents \$4,435.53 or 0%, makeup the total revenue earned (**Figure 1**).

### EXPENSES

For the period ending December 31, 2015 the total expenditure was \$63,775.72 bringing the total expenditure YTD \$1,299,416.41 (**Table 2**).

The Registry's December 2015 expenditure was absorbed by personal emoluments 50%, maintenance of building 26%, maintenance services 5%, supplies and materials 17%, hosting and entertainment 2% makeup the total expenditure for the review period (**Figure 2**).

In December the Registry characterized the activity as “**prodigious**”.



# ANGUILLA COMMERCIAL REGISTRY

As of December 31, 2015  
(Expressed in the Eastern Caribbean Dollar XCD)

Revenues	December \$	YTD \$
Annual fees	956,284.84	8,923,527.30
Company registrations and documents	48,783.93	806,066.69
Any other documents	130,822.07	1,763,868.70
ACORN Administration fees	-	29,570.20
Patents	4,435.53	43,293.45
Trademarks	20,269.04	225,399.06
Registered Agent/Office Fee	-	-
	<b><u>1,160,595.41</u></b>	<b><u>11,791,725.40</u></b>

## Monthly Revenue

January	760,882.90
February	531,028.44
March	1,811,431.24
April	1,084,955.17
May	805,743.98
June	1,198,329.60
July	811,721.71
August	578,687.52
September	1,360,776.82
October	910,586.10
November	776,986.51
December	1,160,595.41
<b>Total Revenue YTD</b>	<b><u>11,791,725.40</u></b>

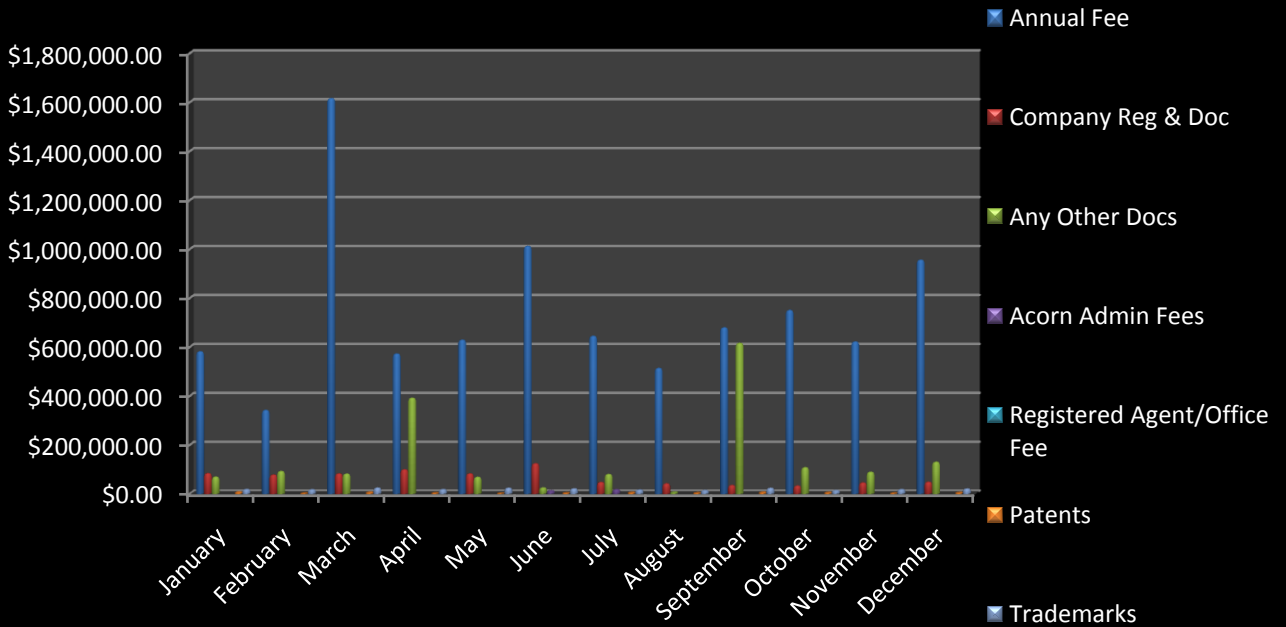
**Table 1** Revenue Analysis





# ANGUILLA COMMERCIAL REGISTRY

## Monthly Comparison Revenue Analysis



## December 2015 Revenue Analysis

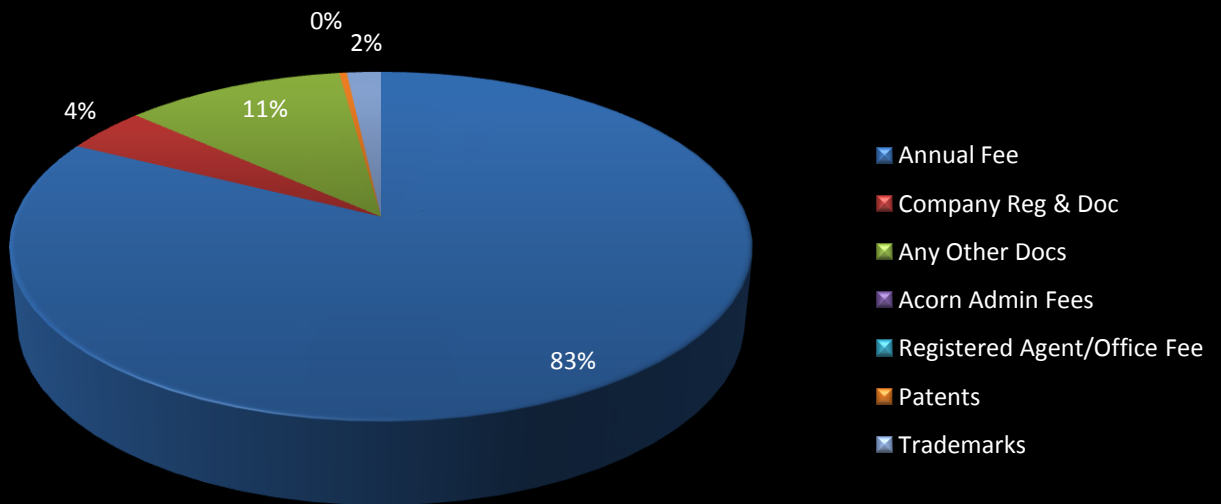


Figure 1 Revenue Analysis: another view



# ANGUILLA COMMERCIAL REGISTRY

As of December 31, 2015  
(Expressed in the Eastern Caribbean Dollar XCD)

Recurrent Expenditures	December \$	YTD \$
Personal Emoluments	32,076.00	477,121.00
Wages	-	-
Allowances	-	8,212.13
Local Travel & subsistence	157.25	2,976.65
International Travel & subsistence	-	132,679.08
Communication Expenses	-	6,940.04
Supplies & Materials	10,609.47	34,411.65
Subscriptions, Periodicals & Books	-	672.18
Maintenance of Building	16,707.16	49,974.56
Maintenance services	3,225.84	39,116.08
Professional & Consultancy Services (ACORN Tech)	-	574,866.19
Hosting & Entertainment	1,000.00	1,000.00
Training	-	1,233.88
Advertising	-	54,503.26
	<b>63,775.72</b>	<b>1,299,416.41</b>

## Monthly Expenditure

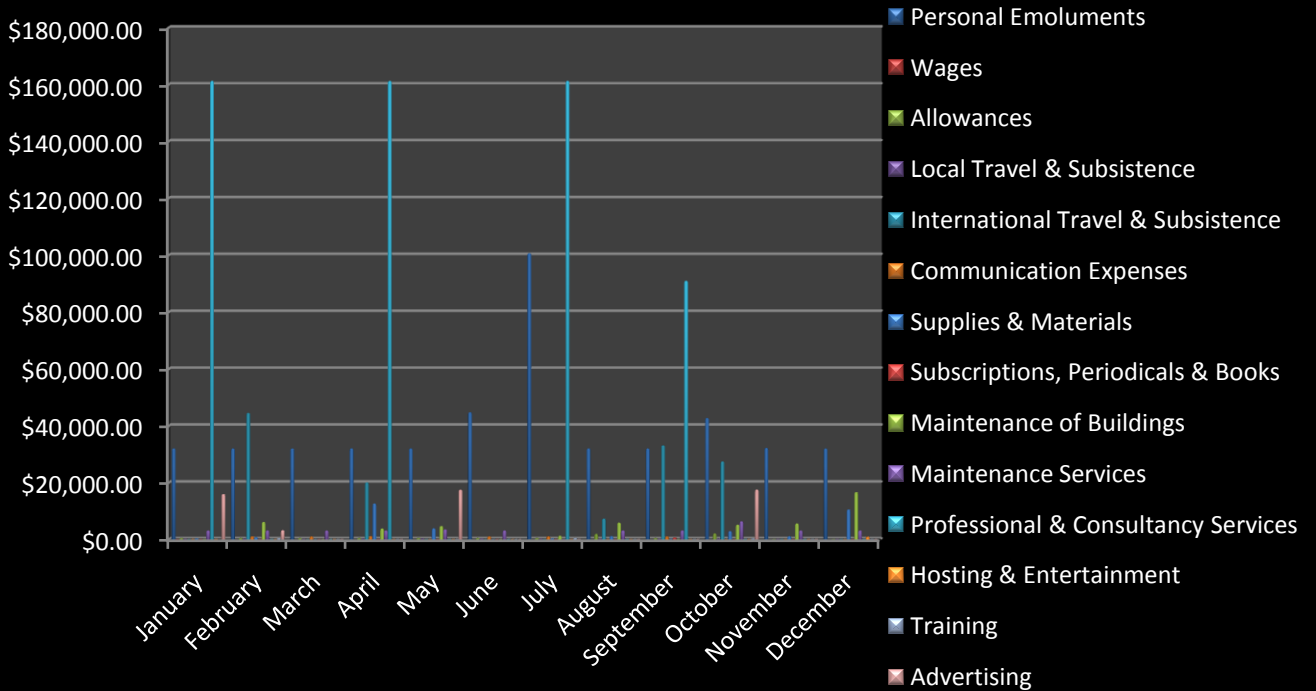
January	<b>213,759.53</b>
February	<b>92,649.75</b>
March	<b>37,085.92</b>
April	<b>235,398.62</b>
May	<b>62,890.96</b>
June	<b>48,788.34</b>
July	<b>266,012.30</b>
August	<b>52,214.29</b>
September	<b>162,132.78</b>
October	<b>105,365.15</b>
November	<b>42,511.47</b>
December	<b>63,775.72</b>
<b>Total Expenditure YTD</b>	<b>1,299,416.41</b>

**Table 2** Recurrent Expenditure



# ANGUILLA COMMERCIAL REGISTRY

## Monthly Comparison Recurrent Expenditure



## December 2015 Recurrent Expenditure

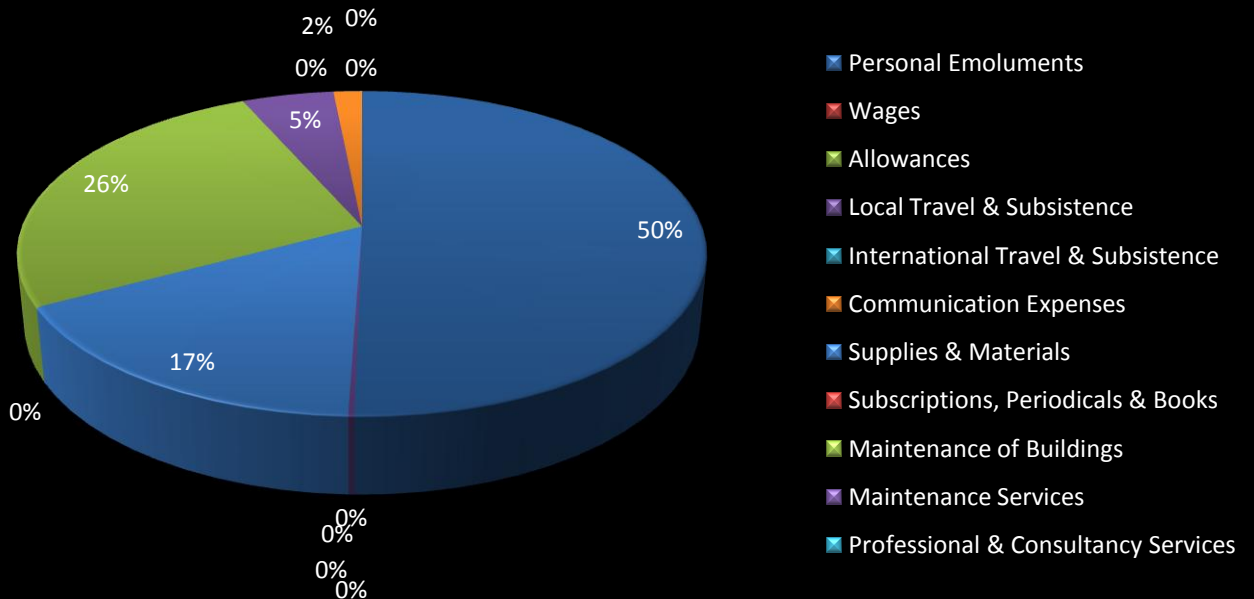


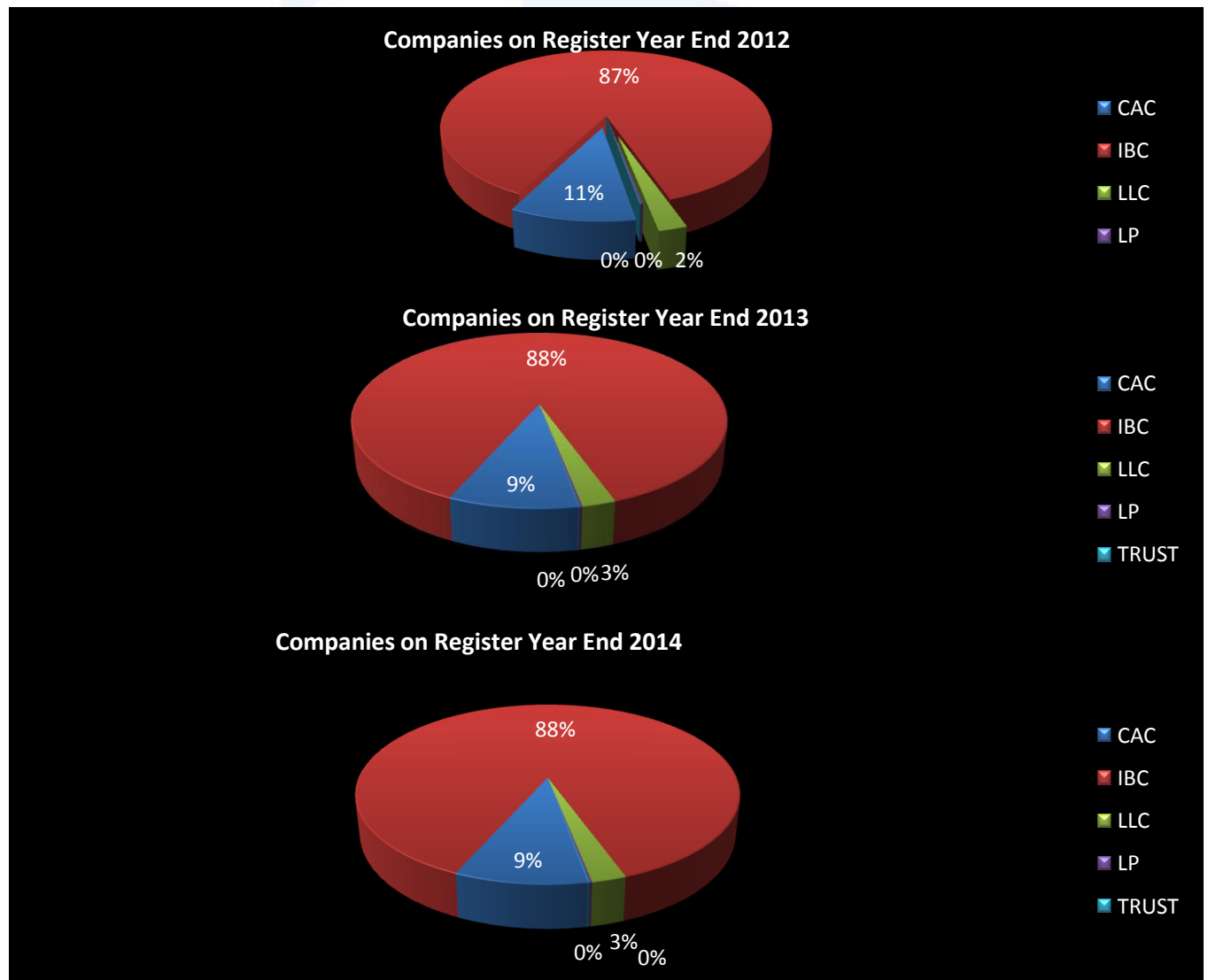
Figure 2 Recurrent Expenditure 2015: another view



# ANGUILLA COMMERCIAL REGISTRY

Company Description	Count Year End 2012	Count Year End 2013	Count Year End 2014
CAC	1869	1827	1785
IBC	15622	17110	17192
LLC	423	475	465
LP	39	42	35
TRUST	13	13	22
<b>Total</b>	<b>17966</b>	<b>19467</b>	<b>19045</b>

*Table 3 Total active Companies held on Register Year End 2012 2013 & 2014*



*Figure 3 Total active Companies held on Register Year End 2012, 2013 & 2014: another view*





# ANGUILLA COMMERCIAL REGISTRY

REGISTRATIONS & OTHER ENTITIES 2014									
MONTH	CAC REG	CON CAC	IBC-REG	CON-IBC	LLC/LP	CON-LLC	FCREGN	FOUNDATIONS	TOTAL Incorporations
JANUARY	5	1	315	0	6	0	2	1	330
FEBRUARY	14	0	204	1	2	0	1	0	222
MARCH	4	0	290	0	4	0	0	1	299
APRIL	7	0	248	3	5	0	1	0	264
MAY	6	0	208	1	5	0	1	0	221
JUNE	7	0	190	0	8	0	0	1	206
JULY	12	0	361	0	1	0	1	0	375
AUGUST	9	0	191	1	3	0	2	0	206
SEPTEMBER	11	0	205	2	3	0	0	0	221
OCTOBER	5	1	463	0	1	0	0	0	470
NOVEMBER	10	0	328	5	2	0	0	1	346
DECEMBER	22	0	625	2	9	0	0	2	660
<b>TOTALS</b>	<b>112</b>	<b>2</b>	<b>3628</b>	<b>15</b>	<b>49</b>	<b>0</b>	<b>8</b>	<b>6</b>	<b>3820</b>

Table 4 REGISTRATIONS AND OTHER ENTITIES 2014

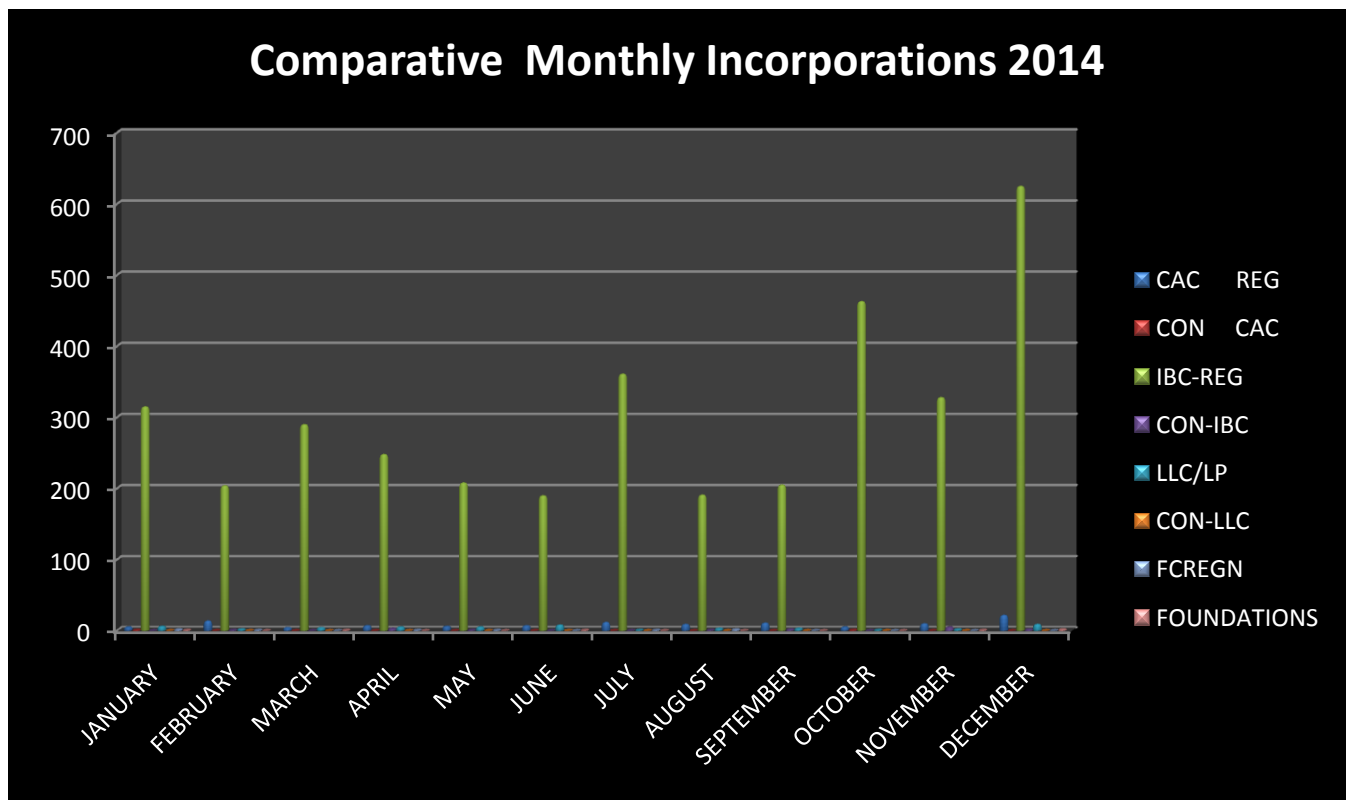


Figure 4 Column chart of registrations YTD 2014: another view



# ANGUILLA COMMERCIAL REGISTRY

REGISTRATIONS & OTHER ENTITIES 2015									
MONTH	CAC REG	CON CAC	IBC REG	CON IBC	LLC/LP	CON LLC	FCREGN	FOUNDATIONS	TOTAL Incorporations
JANUARY	11	0	300	0	0	0	1	0	312
FEBRUARY	10	0	212	0	24	1	0	4	251
MARCH	10	2	319	1	3	0	0	0	335
APRIL	10	1	374	1	4	2	0	0	392
MAY	11	0	353	0	5	0	0	1	370
JUNE	10	0	525	4	8	0	1	1	549
JULY	10	0	203	4	4	1	0	1	223
AUGUST	6	0	249	0	2	0	2	2	261
SEPTEMBER	9	0	222	0	11	0	0	5	247
OCTOBER	9	0	245	1	0	0	0	4	259
NOVEMBER	9	1	321	3	4	0	0	4	342
DECEMBER	16	1	255	2	9	0	0	2	285
<b>TOTALS</b>	<b>121</b>	<b>5</b>	<b>3578</b>	<b>16</b>	<b>74</b>	<b>4</b>	<b>4</b>	<b>24</b>	<b>3826</b>

Table 5 REGISTRATIONS AND OTHER ENTITIES 2015

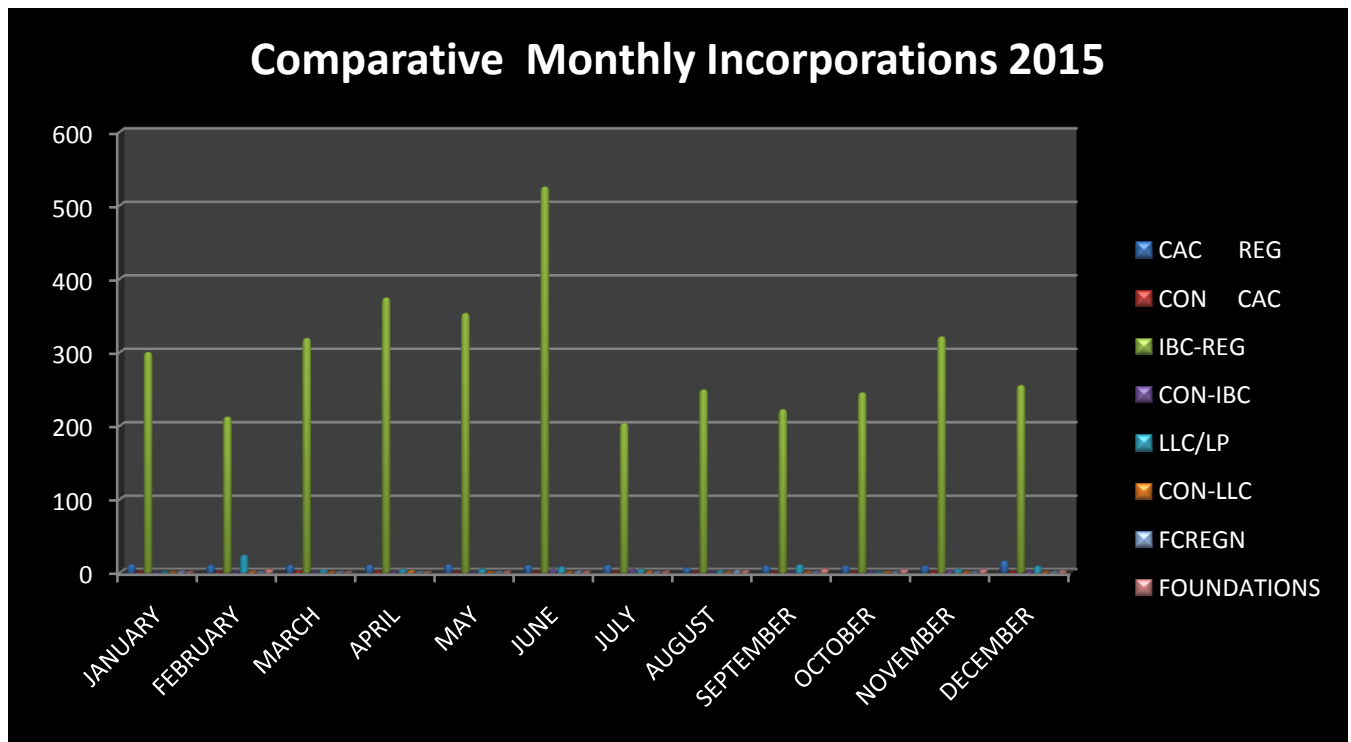


Figure 5 Column chart of registrations YTD 2015: another view



# ANGUILLA COMMERCIAL REGISTRY

**This page intentionally left blank**

*Table 6* ACORN Onshore agents' activity December 2015



# ANGUILLA COMMERCIAL REGISTRY

**This page intentionally left blank**

*Figure 6 ACORN Onshore agents activity December 2015: another view*



# ANGUILLA COMMERCIAL REGISTRY

**This page intentionally left blank**

*Table 7 ACORN Offshore agents' activity December 2015*





# ANGUILLA COMMERCIAL REGISTRY

**This page intentionally left blank**



*Figure 7 ACORN Offshore agents' activity December 2015: another view*



# ANGUILLA COMMERCIAL REGISTRY

STRIKE OFF ACTION					
MONTH	Strike Off CAC	Strike Off IBC	Departures	LLC/LP Cancellations	TOTALS
JANUARY	9	499	2	0	510
FEBRUARY	2	32	2	0	36
MARCH	4	22	0	0	26
APRIL	1	24	1	1	27
MAY	1	19	1	0	21
JUNE	77	490	4	2	573
JULY	0	26	3	0	29
AUGUST	3	13	3	0	19
SEPTEMBER	2	21	8	0	31
OCTOBER	91	1649	7	0	1747
NOVEMBER	2	19	6	0	27
DECEMBER	2	43	7	1	53
TOTALS	194	2857	44	4	3099

Table 8 *STRIKEOFF ACTION FOR 2015*

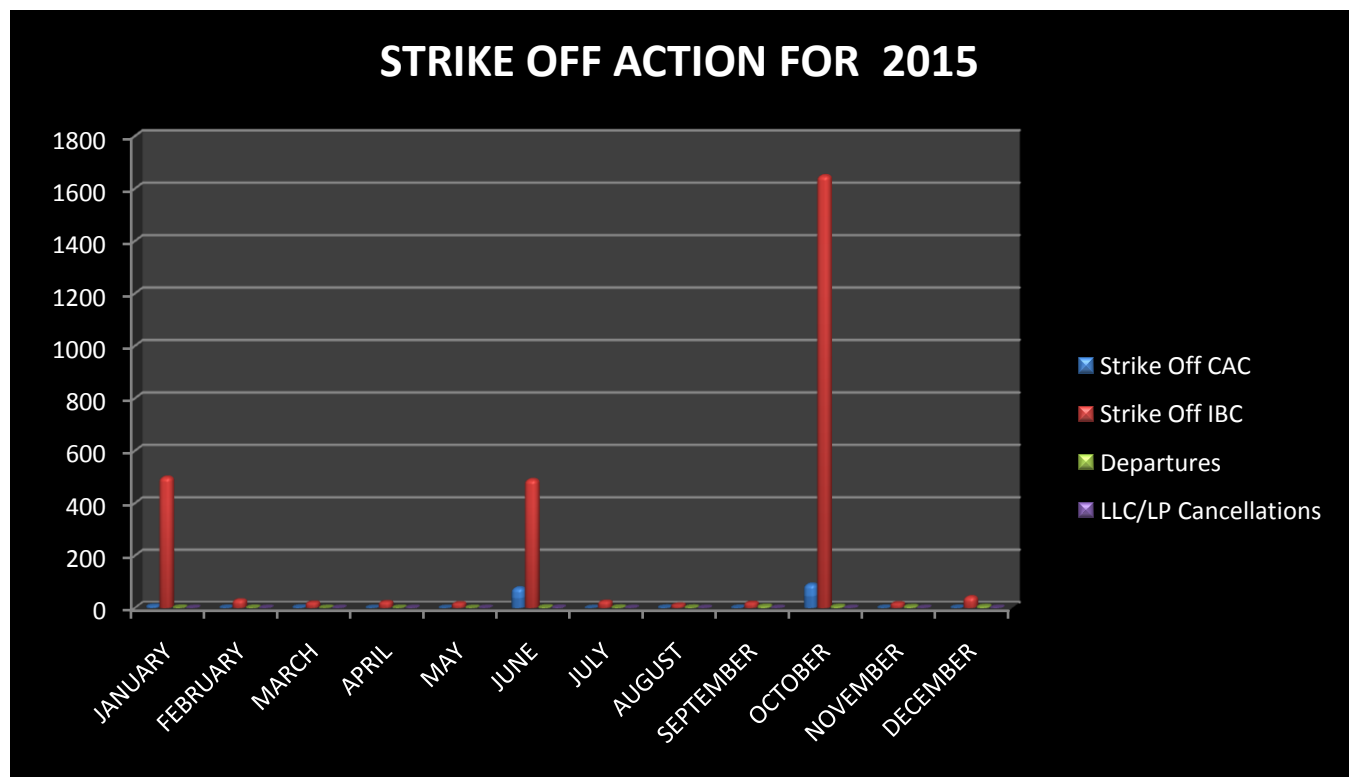


FIGURE 8 *STRIKE OFF ACTION FOR 2015: another view*



# ANGUILLA COMMERCIAL REGISTRY

REVIVAL & RESTORATION ACTIVITY 2015				
MONTH	REV CAC	REST IBC	REV LLC/LP	TOTALS
JANUARY	3	25	1	29
FEBRUARY	1	24	0	25
MARCH	2	18	0	20
APRIL	2	18	0	20
MAY	0	25	0	25
JUNE	5	12	0	17
JULY	7	27	0	34
AUGUST	3	23	0	26
SEPTEMBER	3	20	0	23
OCTOBER	5	26	1	31
NOVEMBER	5	20	0	25
DECEMBER	1	30	0	31
<b>TOTALS</b>	<b>37</b>	<b>268</b>	<b>2</b>	<b>307</b>

Table 9 REVIVAL & RESTORATION ACTIVITY FOR 2015

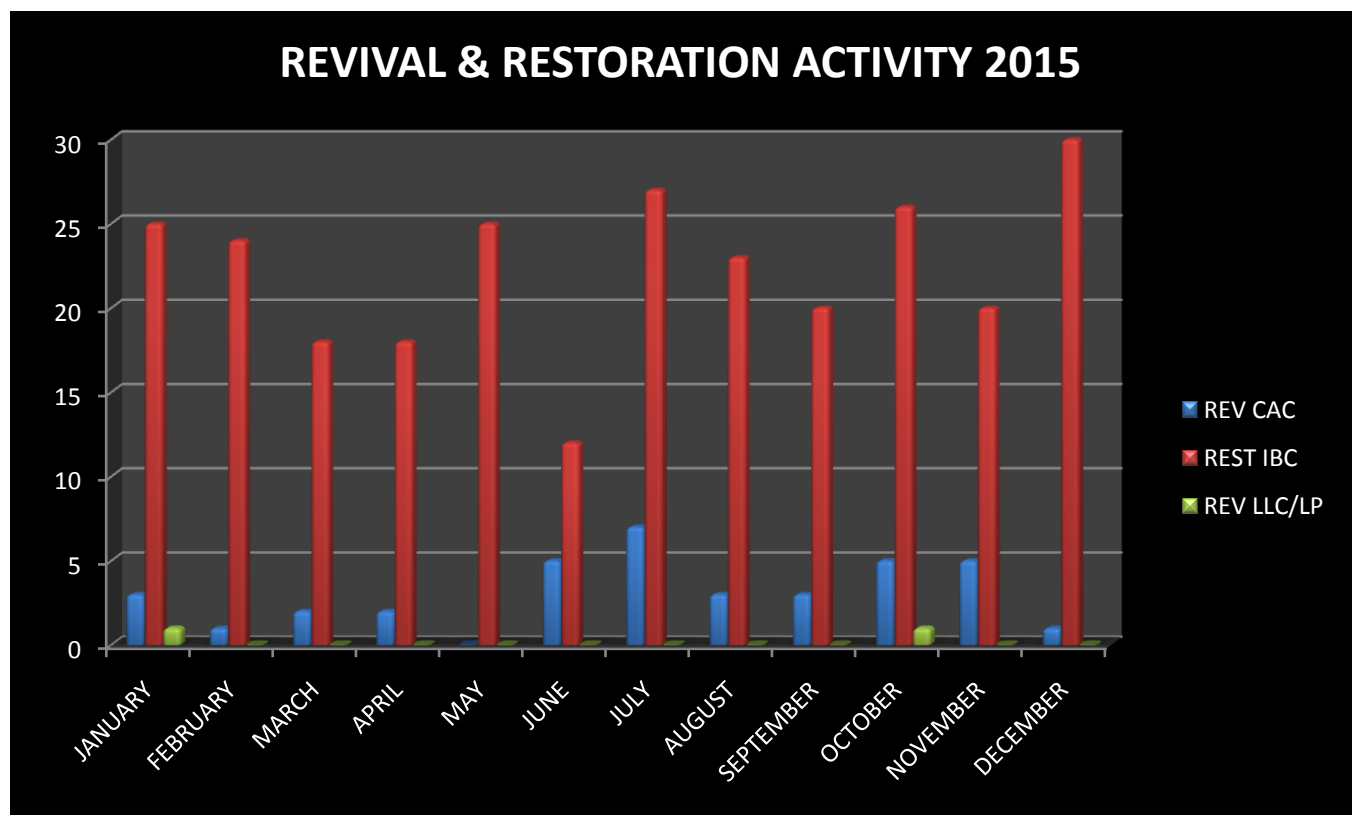


FIGURE 9 REVIVAL & RESTORATION ACTIVITY FOR 2015: another view



# ANGUILLA COMMERCIAL REGISTRY

INTELLECTUAL PROPERTY REGISTRATIONS 2015				
MONTH	PATENTS	TRADEMARKS (UK)	TRADEMARKS (LOCAL)	TOTAL REGISTRATIONS
JANUARY	1	0	7	8
FEBRUARY	1	0	12	13
MARCH	0	0	24	24
DECEMBER	1	1	9	11
MAY	0	0	21	21
JUNE	1	0	14	15
JULY	0	0	11	11
AUGUST	2	0	6	8
SEPTEMBER	1	0	16	17
OCTOBER	0	0	10	10
NOVEMBER	0	0	12	12
DECEMBER	1	1	11	13
<b>TOTAL YTD</b>	<b>8</b>	<b>2</b>	<b>153</b>	<b>163</b>

Table 10 Intellectual property activity YTD 2015

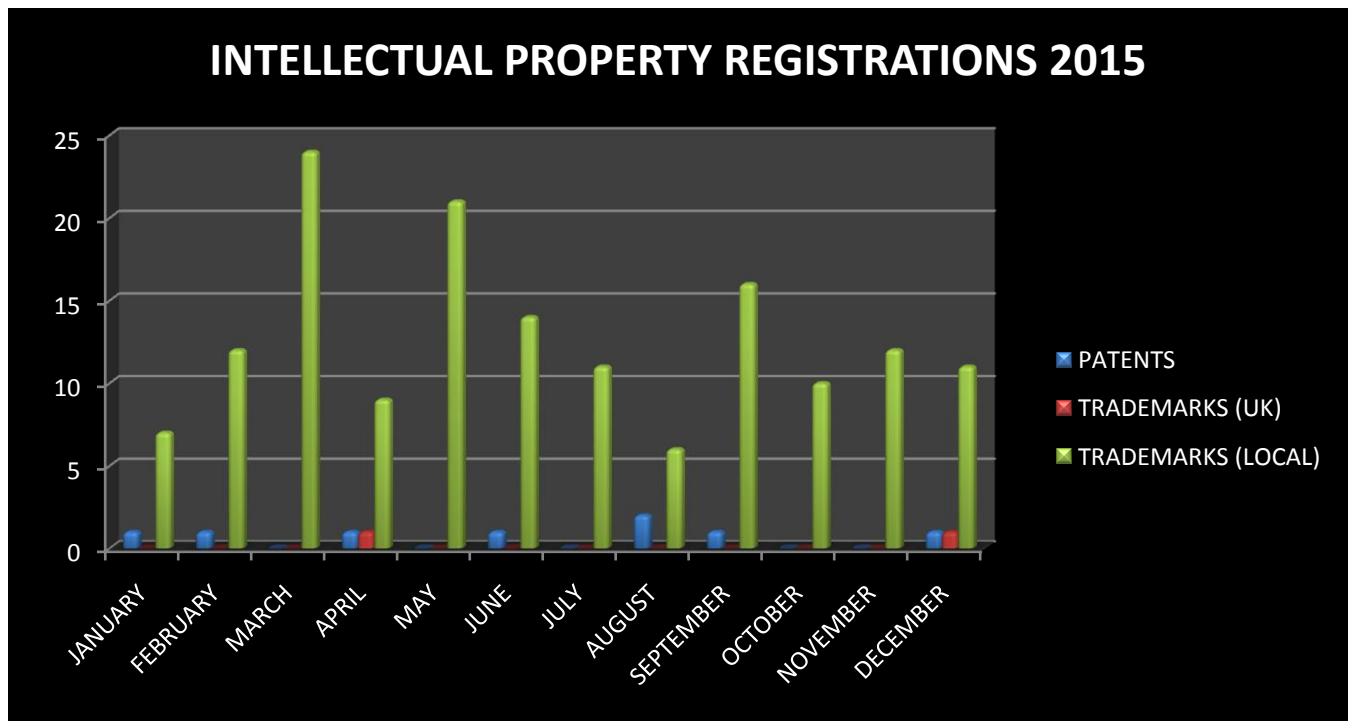


Figure 10 Intellectual property activities YTD 2015